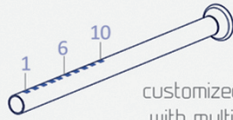


# EVOLUTION METAL TOOLBOX FAST-FIT FIXING TUBES

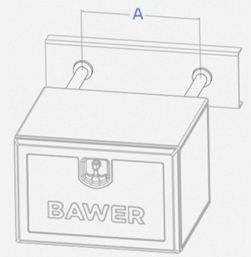
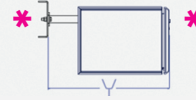
## Technical Features\_Fast Mounting



short, medium and long tube



customized tube with multi holes

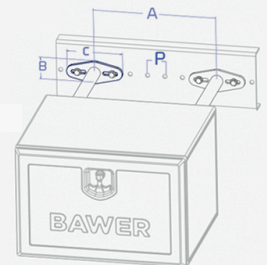
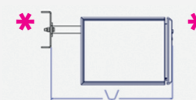
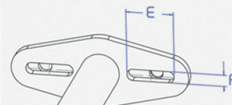


For Toolbox code	Tube diameter	A mm.	Mounting Rit tube code	Y tube	Y custom. tube
cod. E2 152/153 cod. E4 152/153 cod. E6 152/153 cod. E8 152/153	∅ 30 mm.	414	E2 950 02 - Short Tube	424 mm.	Y1: 604 mm.
			E2 950 04 - Medium Tube	534 mm.	Y2: 576 mm.
			E2 950 06 - Long tube	644 mm.	Y3: 548 mm.
			E2 950 08 - Customized Tube	Y1 to Y6	Y4: 520 mm. Y5: 492 mm. Y6: 464 mm.
cod. E2 202/203 cod. E4 202/203 cod. E6 202/203 cod. E8 202/203	∅ 42 mm.	508	E2 960 02 - Short Tube	582 mm.	Y1: 798 mm.
			E2 960 04 - Medium Tube	702 mm.	Y2: 770 mm.
			E2 960 06 - Long tube	822 mm.	Y3: 742 mm.
			E2 960 08 - Customized Tube	Y1 to Y10	Y4: 714 mm. Y5: 686 mm. Y6: 658 mm.
cod. E2 252/253 cod. E4 252/253 cod. E6 252/253 cod. E8 252/253	∅ 42 mm.	708	E2 960 02 - Short Tube	582 mm.	Y7: 630 mm.
			E2 960 04 - Medium Tube	702 mm.	Y8: 602 mm.
			E2 960 06 - Long tube	822 mm.	Y9: 574 mm.
			E2 960 08 - Customized Tube	Y1 to Y10	Y10: 546 mm.
cod. E2 302/303 cod. E4 302/303 cod. E6 302/303 cod. E8 302/303	∅ 42 mm.	908	E2 960 02 - Short Tube	582 mm.	
			E2 960 04 - Medium Tube	702 mm.	
			E2 960 06 - Long tube	822 mm.	
			E2 960 08 - Customized Tube	Y1 to Y10	

## Technical Features\_Adjustable Fast Mounting



For Toolbox width	A	B	C	E	F
500	414	68	180	45	13
600	508	80	195	52	13
800	708	80	195	52	13
1000	908	80	195	52	13



For Toolbox code	Tube diameter	A mm.	Mounting Rit tube code	Y tube	Y custom. tube
cod. E2 152/153 cod. E4 152/153 cod. E6 152/153 cod. E8 152/153	∅ 30 mm.	414	E2 951 02 - Short Tube	424 mm.	Y1: 604 mm.
			E2 951 04 - Medium Tube	534 mm.	Y2: 576 mm.
			E2 951 06 - Long tube	644 mm.	Y3: 548 mm.
			E2 951 08 - Customized Tube	Y1 to Y6	Y4: 520 mm. Y5: 492 mm. Y6: 464 mm.
cod. E2 202/203 cod. E4 202/203 cod. E6 202/203 cod. E8 202/203	∅ 42 mm.	508	E2 961 02 - Short Tube	582 mm.	Y1: 798 mm.
			E2 961 04 - Medium Tube	702 mm.	Y2: 770 mm.
			E2 961 06 - Long tube	822 mm.	Y3: 742 mm.
			E2 961 08 - Customized Tube	Y1 to Y10	Y4: 714 mm. Y5: 686 mm. Y6: 658 mm.
cod. E2 252/253 cod. E4 252/253 cod. E6 252/253 cod. E8 252/253	∅ 42 mm.	708	E2 961 02 - Short Tube	582 mm.	Y7: 630 mm.
			E2 961 04 - Medium Tube	702 mm.	Y8: 602 mm.
			E2 961 06 - Long tube	822 mm.	Y9: 574 mm.
			E2 961 08 - Customized Tube	Y1 to Y10	Y10: 546 mm.
cod. E2 302/303 cod. E4 302/303 cod. E6 302/303 cod. E8 302/303	∅ 42 mm.	908	E2 961 02 - Short Tube	582 mm.	
			E2 961 04 - Medium Tube	702 mm.	
			E2 961 06 - Long tube	822 mm.	
			E2 961 08 - Customized Tube	Y1 to Y10	

\* Y dimension indicates the distance from the Chassis beams (mounting point) to the front face of the toolbox - using the tube length indicated.

## EVOLUTION BLACK POWDER COATED HORIZONTAL BRACKETS

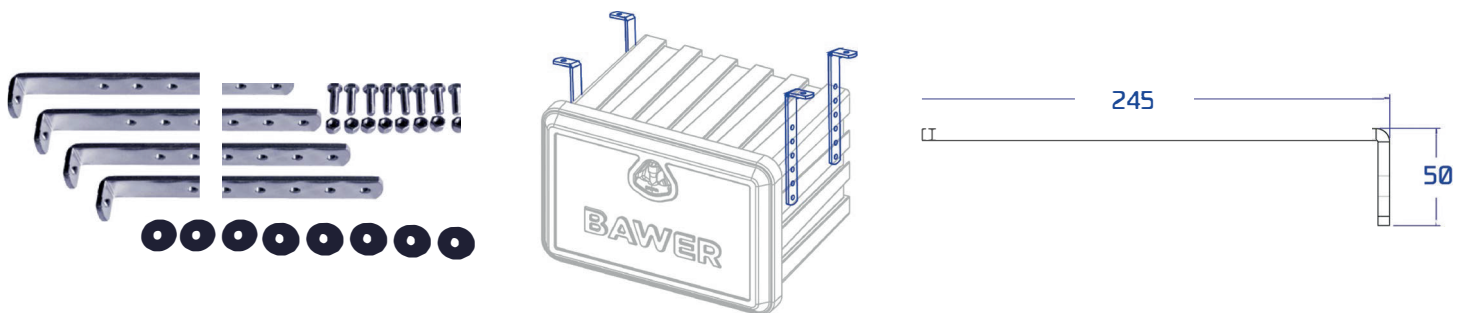
Evolution Black Powder Coated Horizontal Brackets For Easy, Basic And Plus Range Toolboxes In All Finishes.



Code	Size	Length	Suitable for Toolbox
E099002	Short	L 423mm	All sizes
E099004	Medium	L 514mm	All sizes

## EVOLUTION GALVANIZED STEEL VERTICAL BRACKETS

Evolution Vertical Galvanized Steel Brackets For Easy, Basic And Plus Range Toolboxes In All Finishes.



Code	Size	Length	Suitable for Toolbox
E099006	Standard	L 245mm	All sizes